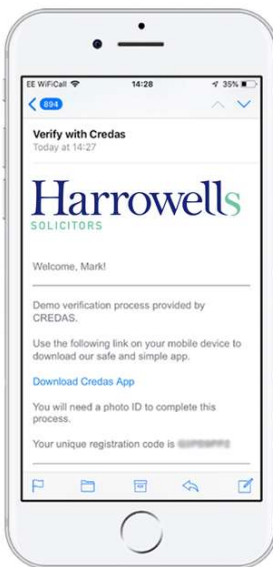



## How to verify your identity using the Credas app

The Credas mobile app has been designed to be secure, quick and easy to use, enabling you to **verify in less than a minute.**

**1** Receive an invite via email




**2** Click the link to download the app



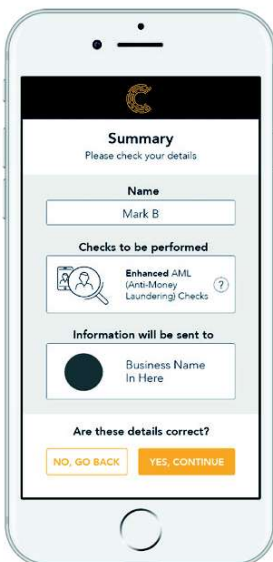
**3** Enter your unique code



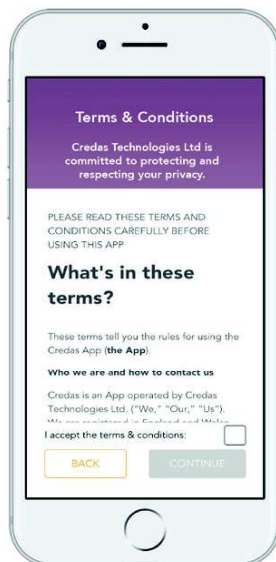
**4** Enter your email



**5** Check the details



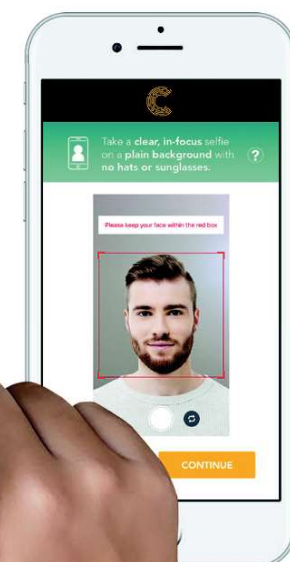
**6** Read & accept T&Cs



**7** Select take a selfie

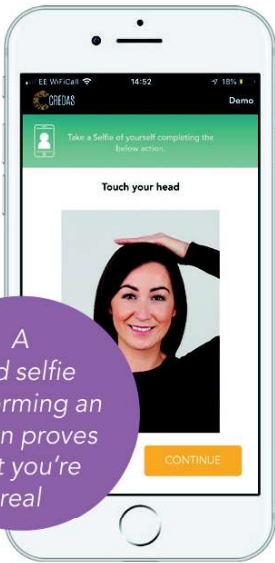


**8** Take a selfie



9

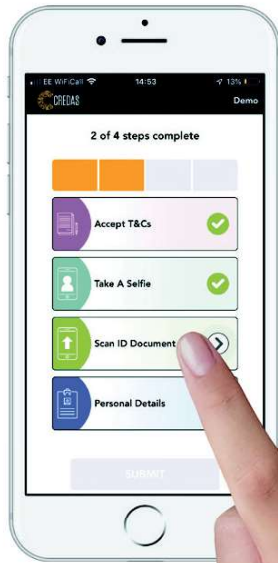
Copy the action



A 2nd selfie performing an action proves that you're real

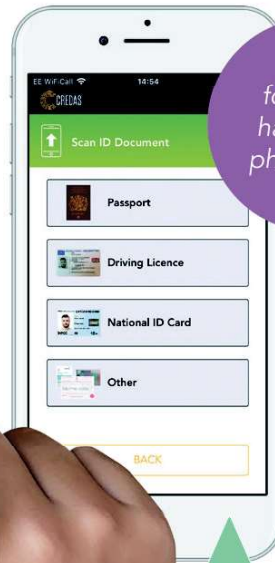
10

Select scan ID



11

Select ID document



Don't forget to have your photo ID to hand

12

Scan ID document



Please select one of the Photo ID options or you will be required to come in with further photo identification.

13

Check the scan is clear



Make sure your ID is readable and clear with no glare or blur

14

Select personal details



15

Enter personal details



16

Click submit to finish



No data is held in the app.

If you require any assistance in carrying out this check, please contact your Harrowells matter handler, who will be happy to advise you.



Simple. Slick. Smart.